



FITTING INSTRUCTIONS FOR AR0016



THIS KIT CONTAINS THE ITEMS PICTURED AND LABELLED OVER PAGE.

SOME PARTS MAY BE SHOWN FOR CLARITY OF INSTRUCTIONS ONLY.

DO NOT PROCEED UNTIL YOU ARE SURE ALL PARTS ARE PRESENT.

PLEASE READ ALL INSTRUCTIONS BEFORE PROCEEDING.

**IF IN ANY DOUBT WHEN FITTING OUR PRODUCTS, CONSULT ONE OF OUR DEALERS
OR HAVE FITTED BY A QUALIFIED TECHNICIAN.**

PLEASE NOTE THAT THE WAY THE KIT IS PACKED DOES NOT NECESSARILY REPRESENT THE WAY OF
MOUNTING TO THE BIKE.

IN THE EVENT OF RUBBER WASHERS BEING USED TO HOLD COMPONENTS ONTO BOLTS,
THESE RUBBER WASHERS CAN BE THROWN AWAY.

DIGITAL COPIES OF THESE INSTRUCTIONS ARE AVAILABLE FROM:

WWW.RG-RACING.COM

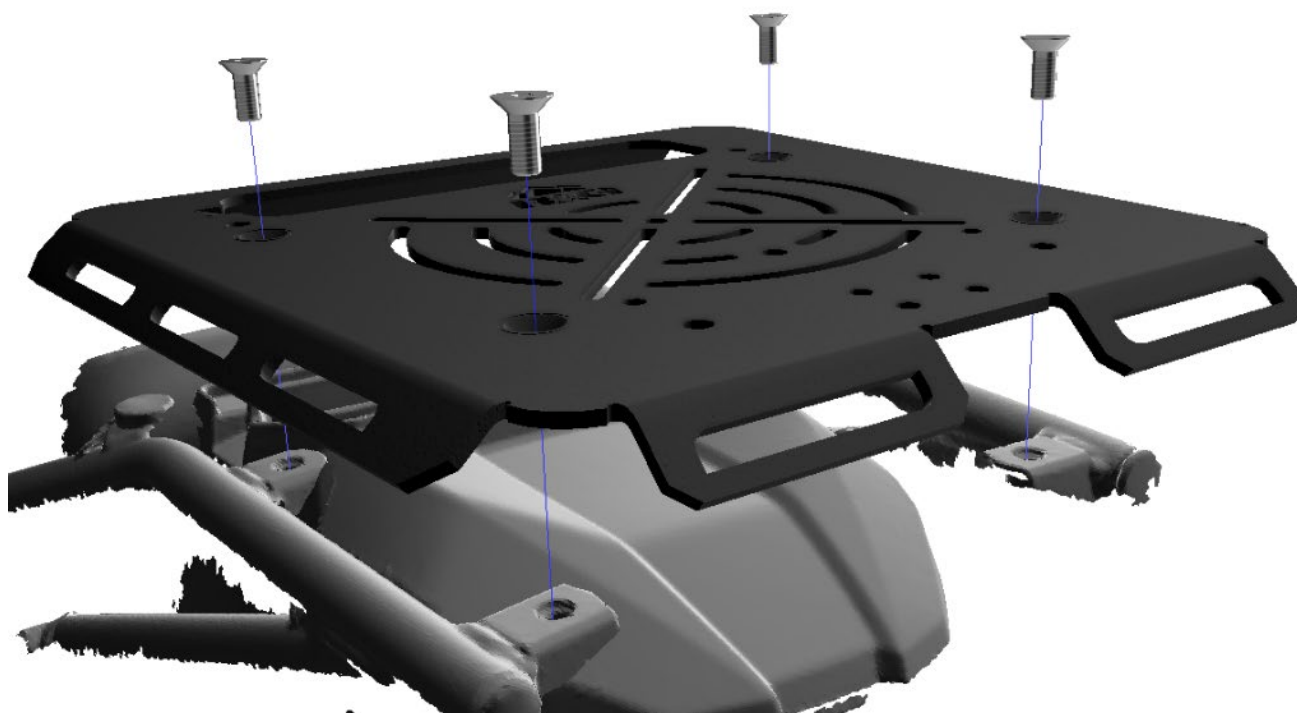


<u>TOOLS REQUIRED</u>	<u>GENERAL TORQUE SETTINGS</u>
<ul style="list-style-type: none"> 4mm & 5mm A/F ALLEN TOOL 	M4 BOLT = 8Nm M5 BOLT = 12Nm M6 BOLT = 15Nm M8 BOLT = 20Nm M10 BOLT = 40Nm M12 BOLT = 40Nm

LEGEND

ITEM NO.	DESCRIPTION	QTY
ITEM 1	ADVENTURE RACK PLATE (SMW0209)	1
ITEM 2	M8 COUNTERSUNK BOLTS	4
ITEM 3	100mm SELF ADHESVIE FOAM	1
ITEM 4	M6 FLAT WASHER	1

EXPLODED ASSEMBLY VIEW



R&G Racing

Unit 1, Shelley's Lane, East Worldham, Alton, Hampshire, GU34 3AQ

Tel: +44 (0)1420 89007 Fax: +44 (0)1420 87301 www.rg-racing.com Email: info@rg-racing.com



FITTING INSTRUCTIONS


DISASSEMBLY OF OEM RACK:

- Using the ignition key, remove the tool compartment cover on the OEM rack.
- Remove the 4x bolts on the OEM rack and store away carefully.

FITMENT OF R&G AR0016:

PLEASE NOTE: Top box fitting kits must be assembled onto the rack before fitting the rack to the motorcycle. (see page 4 for topbox fittings)

- If the tool compartment is difficult to lock/unlock with the R&G rack fitted, unscrew the tool compartments locking mechanism plate, then add the supplied M6 washer to the underside of the plate on the screw circled below. If the lock is still difficult to turn change the position of the washer to one of the other screws.



- Then place the R&G adventure rack over the four mounting holes on the bike.
- Loosely thread in the four bolts, due to manufacturing tolerances on the motorcycle, the tubular mounting rack may have to be flexed slightly to align the mounting holes.
- Tighten down all four bolts then attach the OEM tool compartment cover.
- The supplied self adhesive foam strip can be installed either at the bottom of the tool compartment to protect mobile phones etc, or it can be installed towards the front of the bike where the rack meets the pillion seat to act as a cushion between the pillion and the rack.

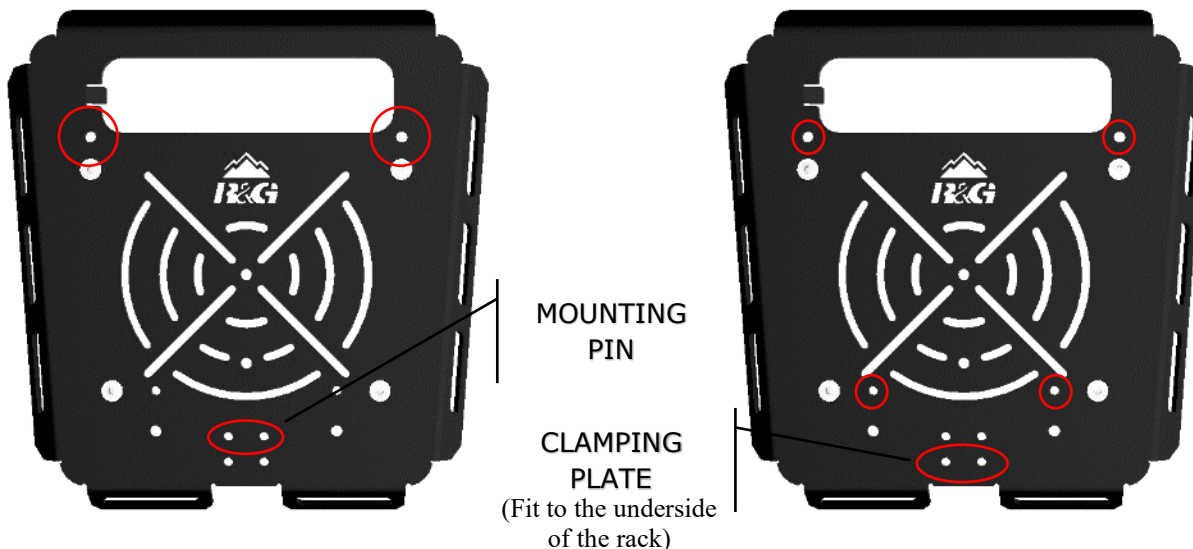
R&G Racing

Unit 1, Shelley's Lane, East Worldham, Alton, Hampshire, GU34 3AQ

Tel: +44 (0)1420 89007 Fax: +44 (0)1420 87301 www.rg-racing.com Email: info@rg-racing.com

**PLEASE NOTE:**

- GIVI Trekker Outback topbox requires SW-Motech part no. GPT.00.152.35400/B
- SW-Motech TRAX ION/ADV/EVO requires SW-Motech part no. GPT.00.152.35100/B

GIVI TREKKER OUTBACK FITMENT:**SW-MOTECH TRAX FITMENT:**

- **Using the extra slot/holes fit the rubber bungs where appropriate.**

See more R&G products for your Motorcycle in the link below:

https://www.rg-racing.com/browseBike/Kawasaki/KLR_650/2022/?v=motorbike

ISSUE 1 – 02/03/2023 (TB)

CONSUMER NOTICE

The catalogue description and any exhibition of samples are only broad indications of the Products and R&G may make design changes which do not diminish their performance or visual appeal and supplying them in such state shall conform to the order. The Buyer acknowledges no representation or warranty (other than as to title) has been given or will apply to the Products other than those in R&G's order or confirmation and the Buyer confirms it has chosen the Products as being of merchantable quality and suitable for its particular purposes. Where R&G fits the Products or undertakes other services it shall exercise reasonable skill and care and rectify any fault free of charge unless the workmanship has been disturbed. The Buyer is responsible for ensuring that the warranty on the motorcycle is not affected by the fitting of the Products. On return of any defective Products R&G shall at its option either supply a replacement or refund the purchase money but shall not be liable if the Products have been modified or used or maintained otherwise than in accordance with R&G's or manufacturer's instructions and good engineering practice or if the defect arises from accident or neglect. Other than identified above and subject to R&G not limiting its liability for causing death and personal injury, it shall not be liable for indirect or consequential loss and otherwise its liability shall be limited to the amounts paid by the Buyer for the Products or the fitting or service concerned. These terms do not affect the Buyer's statutory rights.

R&G RACING RETURNS POLICY (NON-FAULTY GOODS)

Returns must be pre-authorized (if not pre-authorized the return will be rejected). Goods may only be returned direct to us if they were purchased direct from us (customer must prove if necessary). Otherwise to be returned to original vendor. Goods must be in re-sellable condition, in the opinion of R&G Racing. All returns are subject to a 25% restocking and handling fee (25% of the gross value exc. P&P – at the prevailing price at time of purchase). The customer must pay any and all carriage charges. No returns of discontinued products, unless within 14 days of purchase. This policy does not affect your statutory rights and does not refer to faulty goods.

R&G Racing

Unit 1, Shelley's Lane, East Worldham, Alton, Hampshire, GU34 3AQ

Tel: +44 (0)1420 89007 Fax: +44 (0)1420 87301 www.rg-racing.com Email: info@rg-racing.com



NOTICE DE MONTAGE AR0016



CE KIT CONTIENT LES ARTICLES ILLUSTRÉS ET ÉTIQUETÉS SUR LA PAGE.

CERTAINES PARTIES PEUVENT ÊTRE PRÉSENTES UNIQUEMENT POUR LA CLARTÉ DES INSTRUCTIONS.

NE PAS PROCÉDER AU MONTAGE TANT QUE VOUS N'ÊTES PAS SÛR QUE TOUTES LES PIÈCES SOIENT PRÉSENTES.

VEUILLEZ LIRE TOUTES LES INSTRUCTIONS AVANT DE CONTINUER.

EN CAS DE DOUTE LORS DU MONTAGE DE NOS PRODUITS, CONSULTEZ UN DE NOS REVENDEURS OU FAITES APPEL À UN TECHNICIEN QUALIFIÉ.

VEUILLEZ NOTER QUE LA FAÇON DONT LE KIT EST EMBALLÉ NE REPRÉSENTE PAS NECESSAIREMENT LA MANIÈRE DE LE MONTER SUR LA MOTO.

SI DES RONDELLES EN CAOUTCHOUC SONT UTILISÉES POUR MAINTENIR LES COMPOSANTS SUR LES BOULONS, ELLES PEUVENT ÊTRE JETÉES.

NOTICE DISPONIBLE AU TÉLÉCHARGEMENT SUR :

WWW.RG-RACING.COM

R&G Racing

Unit 1, Shelley's Lane, East Worldham, Alton, Hampshire, GU34 3AQ

Tel: +44 (0)1420 89007 Fax: +44 (0)1420 87301 www.rg-racing.com Email: info@rg-racing.com

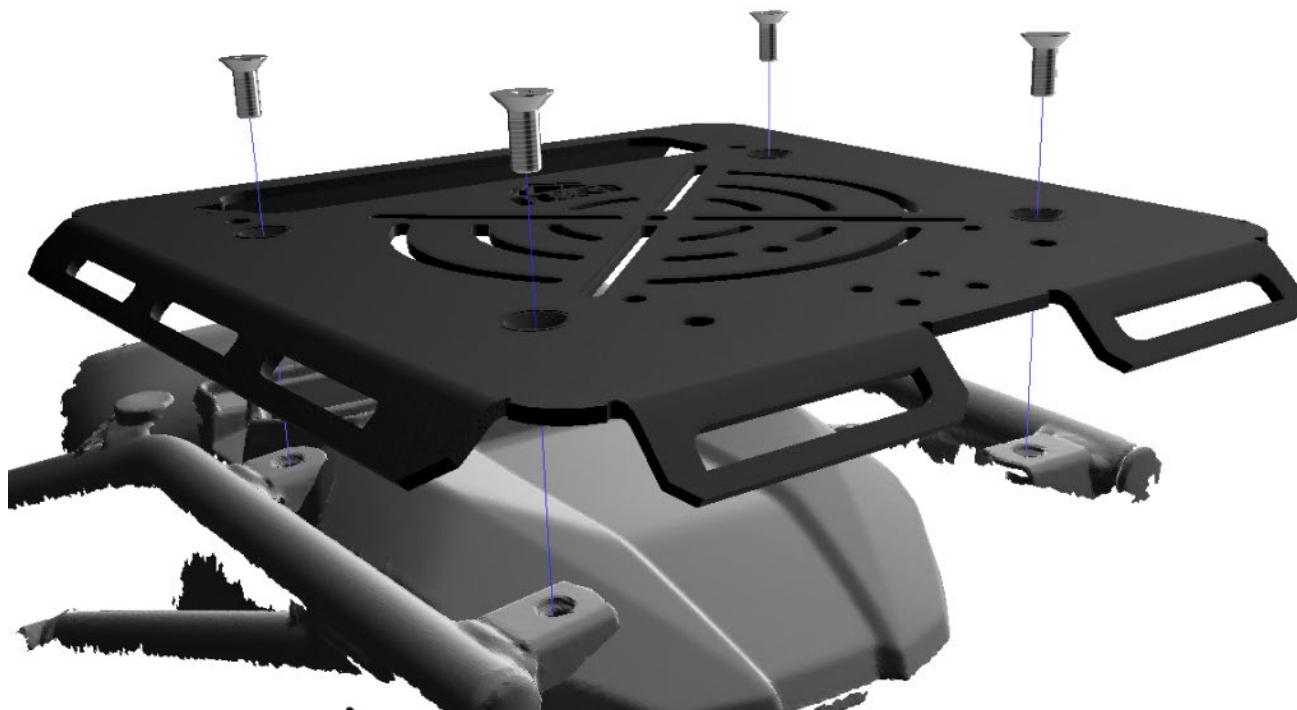


<u>OUTILS REQUIS</u>	<u>VALEURS DE SERRAGE</u>
<ul style="list-style-type: none"> CLÉS ALLEN 4mm & 5m 	M4 BOULON = 8Nm M5 BOULON = 12Nm M6 BOULON = 15Nm M8 BOULON = 20Nm M10 BOULON = 40Nm M12 BOULON = 40Nm

LÉGENDE

ARTICLE NO.	DESCRIPTION	QTÉ
ARTICLE 1	AVENTURE PLAQUE DE RACK (SMW0209)	1
ARTICLE 2	M8 BOULONS	4
ARTICLE 3	100mm MOUSSE ADHÉSIVE	1
ARTICLE 4	M6 RONDELLE PLATE	1

VUE D'ENSEMBLE





NOTICE DE MONTAGE


DÉMONTAGE DU RACK D'ORIGINE :

- À l'aide de la clé de contact, retirez le couvercle du compartiment à outils sur le rack d'origine.
- Retirez les 4 boulons du rack d'origine et rangez-les soigneusement.

MONTAGE DU R&G AR0016:

NOTE : Les kits de montage de top case doivent être assemblés sur le porte-bagages avant de monter le porte-bagages sur la moto. (voir page 4 pour le montage du topcase)

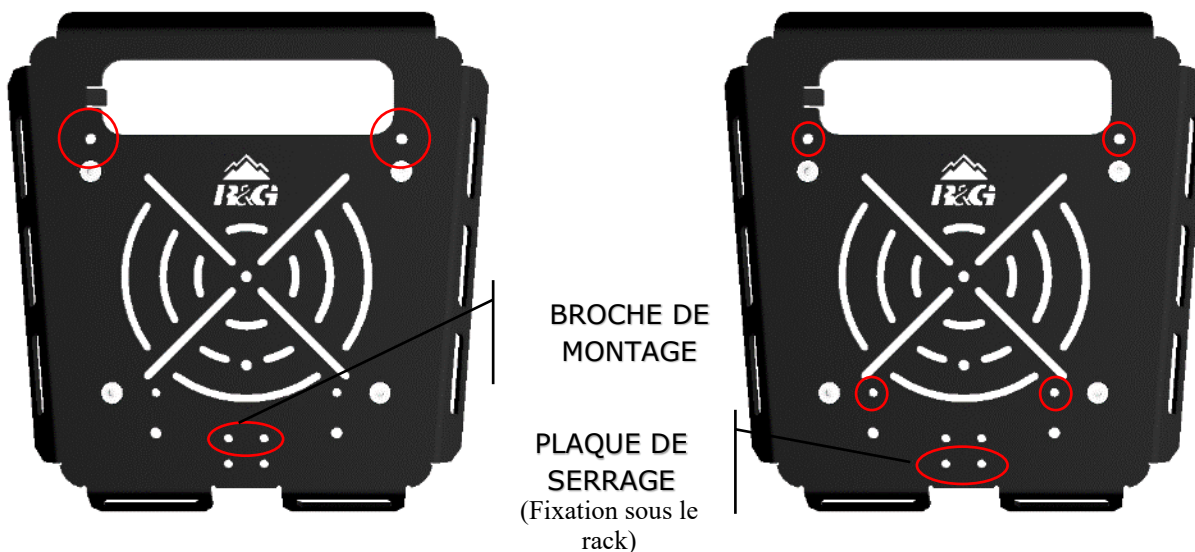
- Si le compartiment à outils est difficile à verrouiller/déverrouiller avec la crémaillère R&G installée, dévissez la plaque du mécanisme de verrouillage des compartiments à outils, puis ajoutez la rondelle M6 fournie sous la plaque sur la vis entourée ci-dessous. Si le verrou est toujours difficile à tourner, changez la position de la rondelle sur l'une des autres vis.



- Placez ensuite le rack d'aventure R&G sur les quatre trous de montage de la moto.
- Fileter lâchement les quatre boulons, en raison des tolérances de fabrication sur la moto, le support de montage tubulaire peut devoir être légèrement fléchi pour aligner les trous de montage.
- Serrez les quatre boulons puis fixez le couvercle du compartiment à outils d'origine.
- La bande de mousse auto-adhésive fournie peut être installée soit au bas du compartiment à outils pour protéger les téléphones portables, etc., soit vers l'avant de la moto, là où le porte-bagages rencontre la selle du passager pour agir comme un coussin entre le passager et la crémaillère.

**NOTE :**

- Le topcase GIVI Trekker Outback nécessite la référence SW-Motech. GPT.00.152.35400/B
- SW-Motech TRAX ION/ADV/EVO nécessite SW-Motech réf. GPT.00.152.35100/B

MONTAGE GIVI TREKKER OUTBACK:**MONTAGE SW-MOTECH TRAX:**

- **En utilisant la fente/les trous supplémentaires, placez les bouchons en caoutchouc le cas échéant.**

Voir plus de produits R&G pour votre moto via ce lien :

https://www.rg-racing.com/browseBike/Kawasaki/KLR_650/2022/?v=motorbike

ISSUE 1 – 02/03/2023 (TB)

CONSUMER NOTICE

The catalogue description and any exhibition of samples are only broad indications of the Products and R&G may make design changes which do not diminish their performance or visual appeal and supplying them in such state shall conform to the order. The Buyer acknowledges no representation or warranty (other than as to title) has been given or will apply to the Products other than those in R&G's order or confirmation and the Buyer confirms it has chosen the Products as being of merchantable quality and suitable for its particular purposes. Where R&G fits the Products or undertakes other services it shall exercise reasonable skill and care and rectify any fault free of charge unless the workmanship has been disturbed. The Buyer is responsible for ensuring that the warranty on the motorcycle is not affected by the fitting of the Products. On return of any defective Products R&G shall at its option either supply a replacement or refund the purchase money but shall not be liable if the Products have been modified or used or maintained otherwise than in accordance with R&G's or manufacturer's instructions and good engineering practice or if the defect arises from accident or neglect. Other than identified above and subject to R&G not limiting its liability for causing death and personal injury, it shall not be liable for indirect or consequential loss and otherwise its liability shall be limited to the amounts paid by the Buyer for the Products or the fitting or service concerned. These terms do not affect the Buyer's statutory rights.

R&G RACING RETURNS POLICY (NON-FAULTY GOODS)

Returns must be pre-authorized (if not pre-authorized the return will be rejected). Goods may only be returned direct to us if they were purchased direct from us (customer must prove if necessary). Otherwise to be returned to original vendor. Goods must be in re-sellable condition, in the opinion of R&G Racing. All returns are subject to a 25% restocking and handling fee (25% of the gross value exc. P&P – at the prevailing price at time of purchase). The customer must pay any and all carriage charges. No returns of discontinued products, unless within 14 days of purchase. This policy does not affect your statutory rights and does not refer to faulty goods.

R&G Racing

Unit 1, Shelley's Lane, East Worldham, Alton, Hampshire, GU34 3AQ

Tel: +44 (0)1420 89007 Fax: +44 (0)1420 87301 www.rg-racing.com Email: info@rg-racing.com